

# Foot Parade

Adapted from youcubed WIM Tasks

<https://www.youcubed.org/wim/foot-parade-1-2/>


<https://www.youcubed.org/wim/foot-parade-k/>





Slide-deck created and shared  
by Lori Fury

# Mindset Video



Please watch this video: <https://www.youcubed.org/wim/believe-in-yourself-2/>



# Foot Parade Deck: Model a parade with 10 feet!



Foot Parade Deck: You try! Make a parade of 10 feet.



# Compare: How are students recording number of feet?

# Was anyone lucky enough to make a mistake?

Tell us about the mistake you made. How did it help you learn?

# Debrief

With the whole class, ask how you were able to practice the “Believe in Yourself” from the video we watched.

What did students like about this activity?

What parts were challenging?

How did they grow their brain during this activity?



# Extensions

What if you counted a different number of feet? How many animals/insects could be at the parade? Show how you know.

Cover an animal. Ask, if the first parade made 10 feet, then how many feet do the animals have that is hiding behind the cover? How many ways can we get that answer?

